DRC
PZ23-12000032
08/07/2024

COPYRIGHT GALLO HERBERT ARCHITECTS

IT IS A VIOLATION OF THE LAW FOR ANY PERSON, UNLESS ACTING UNDER THE DIRECTION OF A LICENSED ARCHITECT TO ALTER THESE PLANS AND SPECIFICATIONS. THIS DOCUMENT CONTAINS PROPERTY INFORMATION AND SHALL NOT BE USED OR REPRODUCED, OR ITS CONTENTS DISCLOSED, IN WHOLE OR IN PART, WITHOUT THE PRIOR WRITTEN CONSENT OF GALLO HERBERT ARCHITECTS. CONTRACTOR(S) SHALL VERIFY EXISTING CONDITIONS AND CORRELATE DIMENSIONS PRIOR TO PROVIDING THE WORK DETAILED IN THESE DRAWINGS, AND SHALL PROMPTLY NOTIFY THE DESIGNER OF ANY DISCREPANCIES.

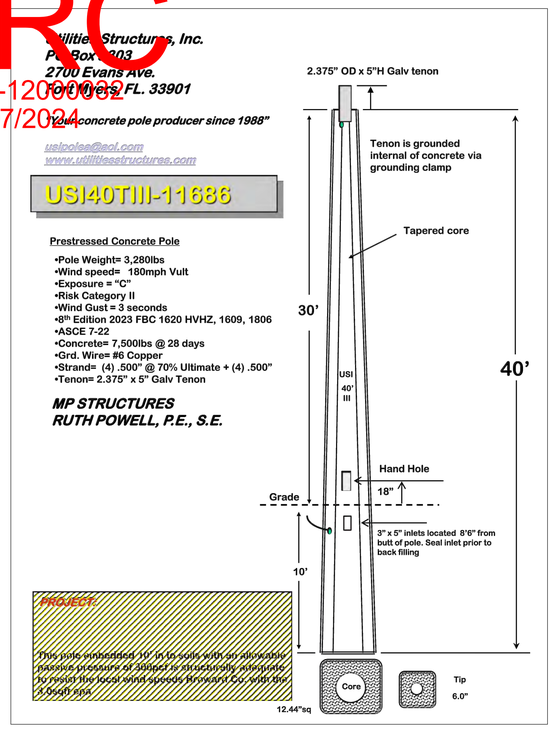


## BONSAL SITE

6/25/2024

### LIGHTING FIXTURE SCHEDULE

| TYPE | MANUFACTURER | CATALOG NUMBER | DESCRIPTION | LAMPS Type | LAMPS Total Wattage | VOLTS | DIM TYPE | MOUNTING | REMARKS |
|---|---|---|---|---|---|---|---|---|---|
| SA | GARDCO | ECF-L-80L-1A-NW-G2-AR-4-UNV-CM50-MR17-FINISH/PTF2-1-90-FINISH/CC40/DAH,30'/MTG HT | LED SITE ASSEMBLY W/ DIMMING | LED/4K | 265 | UNV | 0-10V | POLE | |
| SB | GARDCO | ECF-L-80L-1A-NW-G2-AR-5-UNV-CM50-MR17-FINISH/PTF2-1-90-FINISH/CC40/DAH,30'/MTG HT | LED SITE ASSEMBLY W/ DIMMING | LED/4K | 265 | UNV | 0-10V | POLE | |

LIGHTING SCHEDULE NOTES:

1. CONTACT SESCO LIGHTING (PATTY ROSSIELLO) @ 561-632-4192 OR prossiello@sescolighting.com
2. THE ABOVE FIXTURE SCHEDULE IS PREDICATED ON PERFORMANCE AND IS DESIGNED TO MEET CERTAIN AESTHETIC CRITERIA. ALL ALTERNATIVE SELECTIONS MUST BE SUBMITTED TO THE ARCHITECT FOR APPROVAL TEN (10) DAYS PRIOR TO BID DATE.
3. SUBMITTAL MUST INCLUDE ITL CERTIFIED PHOTOMETRIC FILES FOR REVIEW OF EQUALITY.
4. NO SUBSTITUTIONS ALLOWED.

SESCO LIGHTING

## BONSAL SITE

6/25/2024

### LIGHTING FIXTURE SCHEDULE

| TYPE | MANUFACTURER | CATALOG NUMBER | DESCRIPTION | LAMPS Type | LAMPS Total Wattage | VOLTS | DIM TYPE | MOUNTING | REMARKS |
|---|---|---|---|---|---|---|---|---|---|
| SC | GARDCO | ECF-S-64L-1A-NW-G2-AR-4-UNV-CM50-MR17-FINISH/PTF2-1-90-FINISH/CC40/DAH,30'/MTG HT | LED SITE ASSEMBLY W/ DIMMING | LED/4K | 206 | UNV | 0-10V | POLE | |

LIGHTING SCHEDULE NOTES:

1. CONTACT SESCO LIGHTING (PATTY ROSSIELLO) @ 561-632-4192 OR prossiello@sescolighting.com
2. THE ABOVE FIXTURE SCHEDULE IS PREDICATED ON PERFORMANCE AND IS DESIGNED TO MEET CERTAIN AESTHETIC CRITERIA. ALL ALTERNATIVE SELECTIONS MUST BE SUBMITTED TO THE ARCHITECT FOR APPROVAL TEN (10) DAYS PRIOR TO BID DATE.
3. SUBMITTAL MUST INCLUDE ITL CERTIFIED PHOTOMETRIC FILES FOR REVIEW OF EQUALITY.
4. NO SUBSTITUTIONS ALLOWED.

SESCO LIGHTING

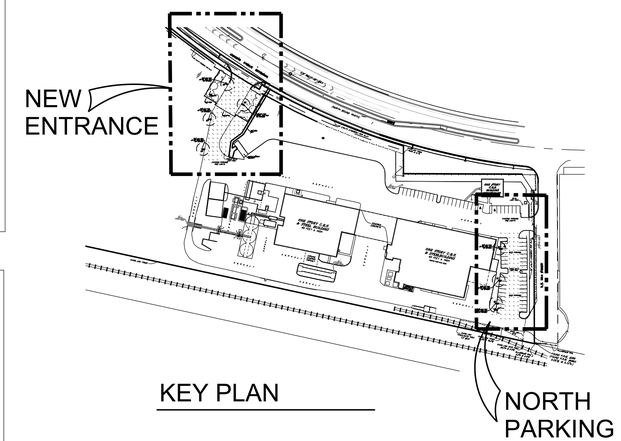


KEY PLAN

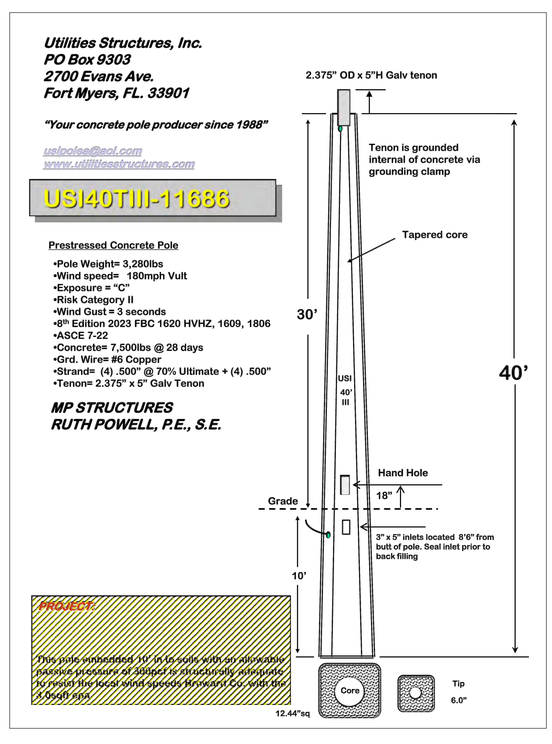


## LIGHT POLE LIGHT TYPES SA, SB & SC

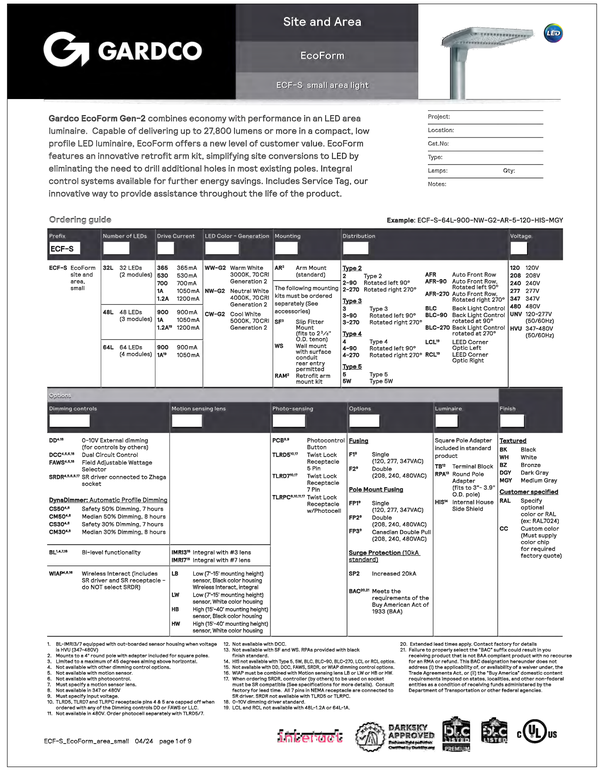

GARDCO

Site and Area
EcoForm
ECF-S small area light

**Gardco EcoForm Gen-2** combines economy with performance in an LED area luminaire. Capable of delivering up to 27,800 lumens or more in a compact, low profile LED luminaire, EcoForm offers a new level of customer value. EcoForm features an innovative retrofit arm kit, simplifying site conversions to LED by eliminating the need to drill additional holes in most existing poles. Integral control systems available for further energy savings. Includes Service Tag, our innovative way to provide assistance throughout the life of the product.

Project:
Location:
Cat.No:
Type:
Lamps: Qty:
Notes:

Ordering guide — Example: ECF-S-64L-900-NW-G2-AR-5-120-HIS-MGY

Prefix: ECF-S — EcoForm site and area, small

Number of LEDs: 32L 32 LEDs (2 modules); 48L 48 LEDs (3 modules); 64L 64 LEDs (4 modules)

Drive Current: 365 365mA; 530 530mA; 700 700mA; 1A 1050mA; 1.2A 1200mA; 900 900mA; 1A 1050mA; 1.2A* 1200mA; 900 900mA; 1A* 1050mA

LED Color - Generation: WW-G2 Warm White 3000K, 70CRI Generation 2; NW-G2 Neutral White 4000K, 70CRI Generation 2; CW-G2 Cool White 5000K, 70CRI Generation 2

Mounting: AR* Arm Mount (standard); The following mounting kits must be ordered separately (See accessories): SP Slip Fitter Mount (fits to 2"/2.375" O.D. tenon); WS Wall mount with surface conduit or rear entry permitted; RAM* Retrofit arm mount kit

Distribution: Type 2: 2 Type 2; 2-90 Rotated left 90°; 2-270 Rotated right 270°. Type 3: 3 Type 3; 3-90 Rotated left 90°; 3-270 Rotated right 270°. Type 4: 4 Type 4; 4-90 Rotated left 90°; 4-270 Rotated right 270°. Type 5: 5 Type 5; 5W Type 5W. AFR Auto Front Row; AFR-90 Auto Front Row, rotated left 90°; AFR-270 Auto Front Row, Rotated right 270°; BLC Back Light Control; BLC-90 Back Light Control rotated at 90°; BLC-270 Back Light Control rotated at 270°; LCL* LEED Corner Optic Left; RCL* LEED Corner Optic Right

Voltage: 120 120V; 208 208V; 240 240V; 277 277V; 347 347V; 480 480V; UNV 120-277V (50/60Hz); HVU 347-480V (50/60Hz)

Options:

Dimming controls: DD*,R 0-10V External dimming (for controls by others); DCC*,A,A,R Dual Circuit Control Field Adjustable Wattage Selector; SRDR*,A,A,R SR driver connected to Zhega socket. DynaDimmer: Automatic Profile Dimming: CS50*,R Safety 50% Dimming, 7 hours; CM50*,R Median 50% Dimming, 8 hours; CS30*,R Safety 30% Dimming, 7 hours; CM30*,R Median 30% Dimming, 8 hours; BL*,A,R,R Bi-level functionality; WIAP*,A,R,R Wireless Interact (includes SR driver and SR receptacle - do NOT select SRDR)

Motion sensing lens: IMR13* Integral with #3 lens; IMR77* Integral with #7 lens; LB Low (7-15' mounting height) sensor, Black color housing; LW Low (7-15' mounting height) sensor, White color housing; HB High (15'-40' mounting height) sensor, Black color housing; HW High (15'-40' mounting height) sensor, White color housing

Photo-sensing: PCB*,R Photocontrol Button; TLRDS*,R,R Twist Lock Receptacle 5 Pin; TLRD7*,R,R Twist Lock Receptacle 7 Pin; TLRPC*,R,R,R Twist Lock Receptacle w/Photocell

Options: Fusing: F1* Single (120, 277, 347VAC); F2* Double (208, 240, 480VAC). Pole Mount Fusing: FP1* Single (120, 277, 347VAC); FP2* Double (208, 240, 480VAC); FP3* Canadian Double Pull (208, 240, 480VAC). Surge Protection (10kA standard): SP2 Increased 20kA; BAC*,R,R Meets the requirements of the Buy American Act of 1933 (BAA).

Luminaire: Square Pole Adapter included in standard product; TB* Terminal Block; RPA* Round Pole Adapter (Fits to 3"- 3.5" O.D. pole); HIS* Internal House Side Shield

Finish: Textured: BK Black; WH White; BZ Bronze; DGY Dark Gray; MGY Medium Gray. Customer specified: RAL Specify optional color or RAL (ex: RAL7024); CC Custom color (Must supply color chip for required factory quote)

1. BL/IMR13/7 equipped with out-boarded sensor housing when voltage is HVU (347-480V).
2. Mounts to a 4" round pole with adapter included for square poles.
3. Limited to a maximum of 45 degrees aiming above horizontal.
4. Not available with other dimming control options.
5. Not available with other options.
6. Not available with photocontrol.
7. Must specify a motion sensor lens.
8. Not available in 347 or 480V
9. Must specify input voltage.
10. TLRD5, TLRD7 and TLRPC receptacle pins 4 & 5 are capped off when ordered with any of the Dimming controls DD or FAWS or LCL.
11. Not available in 480V. Order photocell separately with TLRDU-1.
12. Not available with DCC.
13. Not available with SF and WS. RPAs provided with black finish standard.
14. HIS not available with Type 5, 5W, BLC, BLC-90, BLC-270, LCL or RCL optics.
15. WIAP not available with DD, DCC, SRDR, or Wireless Interact options.
16. WIAP requires a 120-277V input voltage and is not available in 347 or 480V.
17. When ordering SRDR, controller (by others) to be used on socket must be SR compatible (See specifications for more details). Consult factory for lead time. All 7 pins in NEMA receptacle are connected to SR driver. SRDR not available with TLRD5 or TLRPC.
18. 0-10V dimming driver standard.
19. LCL and RCL not available with 4BL-1.2A or 64L-1A.
20. Extended lead times apply. Contact factory for details.
21. Failure to properly select the "BAC" suffix could result in you receiving product that is not BAA compliant product with no recourse for an RMA or refund. This BAC designation hereunder does not guarantee (1) the application, eligibility or availability of any grants, tax credits, or other incentives; or (2) the satisfaction of research contract requirements imposed on states, localities, and other non-federal entities as a condition of receiving funds administered by the Department of Transportation or other federal agencies.

Intertek · DARKSKY APPROVED · IDA · ENERGY STAR · cULus

ECF-S_EcoForm_area_small 04/24 page 1 of 9

MUNICIPALITY REQUIREMENTS:
---
CONTRACTOR SHALL OBTAIN LATEST
COPY OF REQUIREMENTS FROM THE
MUNICIPALITY

MINIMUM FC = 1.0
MAX POLE HEIGHT = 30'
MAXIMUM SPLLIAGE = 3.0 FC AT 5 FEET AGL
LUMINAIRE TYPE = FULL CUTOFF

NO SHADE TREE WITHIN 15 FEET OF LUMINAIRE

LIGHT LOSS FACTO = 0.9
MAX TO MIN RATIO = 12:1
LUMINAIRE TYPE = LED

NOTE: THE SITE PHOTOMETRIC DRAWING WAS DESIGNED UTILIZING THE SPECIFIED LUMINAIRE MANUFACTURER. ANY DEVIATION FROM THE DESIGN DRAWING SHALL REQUIRE PLAN REVISIONS TO THE PERMITTING AGENCIES.

### THE BONSAL COMPANY NEW PLANT ENTRANCE SITE LIGHTING

Luminaire Schedule

| Symbol | Qty | Label | Description | Lum. Watts | LLF | Lum. Lumens |
|---|---|---|---|---|---|---|
| SA | 3 | SA | GARDCO#: ECF-L-80L-1A-NW-G2-4 / MTD AT 30' AFG | 264 | 0.900 | 33657 |
| SB | 1 | SB | GARDCO#: ECF-L-80L-1A-NW-G2-5 / MTD AT 30' AFG | 264 | 0.900 | 34615 |

Calculation Summary

| Label | CalcType | Units | Avg | Max | Min | Avg/Min | Max/Min |
|---|---|---|---|---|---|---|---|
| NEW ENTRANCE | Illuminance | Fc | 4.05 | 6.7 | 1.6 | 2.53 | 4.19 |

### THE BONSAL COMPANY NEW EMPLOYEE PARKING AREA SITE LIGHTING

Luminaire Schedule

| Symbol | Qty | Label | Description | Lum. Watts | LLF | Lum. Lumens |
|---|---|---|---|---|---|---|
| SC | 3 | SC | GARDCO#: ECF-S-64L-1A-NW-G2-4 / MTD AT 30' AFG | 205.9 | 0.900 | 27494 |

Calculation Summary

| Label | CalcType | Units | Avg | Max | Min | Avg/Min | Max/Min |
|---|---|---|---|---|---|---|---|
| NEW PARKING AREA | Illuminance | Fc | 3.09 | 6.0 | 1.0 | 3.09 | 6.00 |

## LIGHT SPECS

GALLO HERBERT ARCHITECTS
131 WINSPOT CENTER DRIVE DEERFIELD BEACH, FLORIDA 33441
9 5 4 . 7 8 4 . 0 3 0 0 FAX 9 5 4 . 7 8 4 . 0 3 0 1
AA26001731
SEAL
WILLIAM J. GALLO FL AR0008440
Brian Herbert
Digitally signed by Brian Herbert
Date: 2024.06.25 14:44:37 -04'00'
BRIAN P. HERBERT FL AR0015474
PROJECT

# BONSAL TURN LANE

1200 NW 18TH ST
POMPANO BEACH FL 33069

OWNER

OLDCASTLE APG

REVISIONS

| No. | Description | Date |
|---|---|---|
| | MINOR SITE SBMTL | 07-19-2023 |
| | MINOR SITE SBMTL | 06-25-2024 |

PROJECT STATUS

MINOR SITE PLAN SUBMITTAL

DATE

JUNE 25, 2024

PROJECT NUMBER

2123

SCALE

AS SHOWN

DRAWN BY: JET

CHECKED BY:

DRAWING TITLE

SITE LIGHTING PHOTOMETRIC PLAN

DRAWING NUMBER

SL-2